

# CHUCK CLOSE FOR KIDS

## EXHIBITION ACTIVITY BOOKLET

Ages 5+

Chuck Close is an artist who is well known for his inventive techniques used to represent the human face. His large-scale, photo-based portrait paintings have been seen all over the world! He is also a printmaker and photographer whose work has been the subject of more than 200 solo exhibitions.

Explore some of the wonderful works by Chuck Close in this book made just for kids then unleash your inner artist as you continue the fun at home!



# SCRIBBLE SCRIBBLE



An etching is a print made from a metal plate that has a drawing scratched into it.

Chuck Close creates unique scribble marks on his plates and layers them to create his scribble etching prints. Each colour has its own plate.

**How many colours can you see in these scribble etchings?**

**Draw a portrait (of yourself, your friend or family member) without lifting your pencil off the page. What do you notice?**

## AT HOME

Add layers to your portrait by drawing over it with different coloured pencils. Try drawing with two or three pencils at once. Change to a small scribbly line... What happens to your portrait?

# MARVELLOUS MARKS



Chuck Close is a marvellous innovator. He pushes the boundaries of techniques to the very limit to create his artworks.

**Invent some of your own unusual marks and draw them below.**

## AT HOME

Create your own blocks for printing from found objects. Look for interesting shapes like corks, erasers, bottle tops, even your own fingerprint! Use a sponge or brush to put some paint on your objects. Grab some paper and make a colourful print using a combination of your found blocks.

# PIXELATED PORTRAITS



Many of the artist's complex portraits are based on a grid system. Each square of the grid holds one part of the bigger picture. This reveals the process of how Chuck Close makes his work.

**How many portraits with grids can you find in the exhibition?**

**Use a combination of your own invented marks to create a portrait in the grid below.**

## AT HOME

Some of Chuck Close's portraits are made using paper pulp collage. You would be amazed at how many ways there are to make paper. Hop online and do a bit of research.

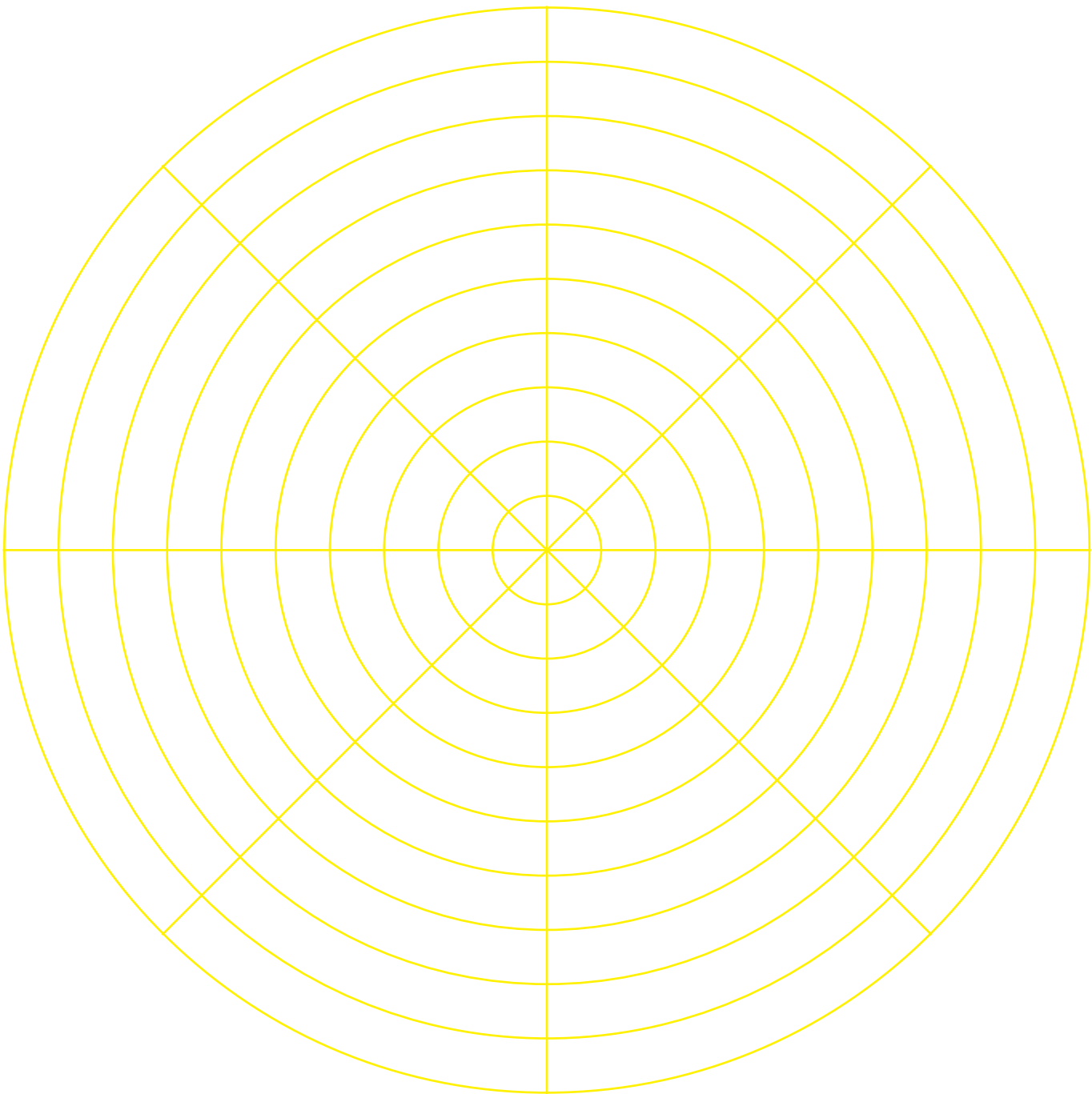
Try creating a paper collage portrait by cutting small pieces of colourful paper and sticking them to a grid to make a picture.

# SPINNING CIRCLES



Take a look at the *Lucas* series of woodcuts. What do you notice about them? Perhaps the grid is not always square.

**Experiment with drawing a portrait in a circular grid.**



## AT HOME

Take inspiration from Chuck Close's *Lucas/Rug* (1993) hand loomed silk portrait. Recreate your circular portrait with markers or paint on a piece of fabric. What is different about the texture of the portrait?

# COLLABORATE




Collaboration is when two or more people come together to make something. It is a very important part of Chuck Close's art practice. He often works with print makers and other artists to make his work.

**Team up with a friend or family member to create a collaborative portrait below.**

## AT HOME

Why not cut your portrait out and give it to a different friend of family member to paint or colour in. Now 3 people have collaborated on this artwork!



# FEELING FACES



Our faces make different expressions when we are feeling different things. Find a portrait with an expression you find interesting. How do you think they feel?

**Draw your own face in the outline below...**

**What feeling is your face expressing?**

## AT HOME

Look into a mirror and see how many faces you can make. Draw or paint a series of expressive portraits exploring lots of different feelings.

# MAPPING THE FACE




Chuck Close's grid portraits have been thought of as a type of map. Maps can be read in any direction – upside down, sideways etc...

**Follow these instructions to create an unusual face map portrait.**

- 1 — Start by drawing an eye in the centre of the page.
- 2 — Turn the page to the left and draw a mouth.
- 3 — Travel about 3cm south leaving a nose behind.
- 4 — Skip around the edges scattering some hair and eyelashes about.
- 5 — Stop and move in towards the centre again, your face needs another eye.
- 6 — What's missing? Two ears and some eye brows! You decide where you'd like them to go.
- 7 — Give your face a name!

## AT HOME

Create your own instructional drawing! Come up with a set of instructions for a drawing and read them to a friend or family member. Have them carefully follow your instruction to make a drawing. Is the drawing what you expect it to look like?



# KIDS PROGRAMS

---

## CHUCK CLOSE CORNER

Drop-in to create your own mini portrait, play with our 3D Chuck Close puzzle, chill out on a bean bag and respond to the work and process of this great artist.

**When:** Weekends from 22 Nov to 15 March  
And every day of the School Holidays  
10am–4pm\* (\*closed 12.30–1pm)

**Where:** National Centre for Creative Learning, Level 3

**FREE**

## ART SAFARI – FANTASTIC FACES

Go on an art adventure with your 3–5 year old and meet some of Chuck Close's fantastic faces. Explore the exhibition together and then make your own mini masterpiece in our Creative Studios.

**When:** Tue 10 & Fri 27 Feb  
10.30–11.30am and 1–2pm

**Where:** National Centre for Creative Learning, Level 3

**Age:** For children aged 3 to 5 years

**Cost:** \$28 per Child  
\$20 MCA Members and Concessions  
Free for parents and carers

## ART BABY – CHUCK CLOSE

Enjoy switching gears in these special tours of Chuck Close just for parents and carers. Babies are hardwired to recognise faces so they will love the tour as much as you will!

**When:** Tues 2, 9 & 16 Dec, Wed 4 & 18 Feb  
10.30am and 12.30pm

**Where:** Meet in the MCA Foyer, Level 1

**Age:** Prams, slings and babies up to one year welcome.

**Cost:** \$28/22 Members and Concessions  
Art Baby tours include coffee afterwards at the MCA Cafe. Limited capacity, bookings essential.

## UP CLOSE – CHUCK CLOSE

Join us for this special Family Fun Day to celebrate the work of one of America's greatest portrait artists. Discover amazing facts about the artist's work and process and then get hands on and help create a giant collaborative portrait in the Creative Studios.

**When:** Sun 22 Feb, 10.30am–4pm

**Where:** Creative Studios, National Centre for Creative Learning, Level 3

**Age:** Ages 4+

**Cost:** We welcome a \$5 donation per family. Tickets must be purchased to enter the Chuck Close exhibition.

Activity book written by Nicole Barakat, produced by Susie Rugg.



Presenting Partner



*Chuck Close: Prints, Process and Collaboration* is organised by Terrie Sultan, Director of the Parrish Art Museum, Water Mill, NY, and has been made possible, in part by generous underwriting by the Neuberger Berman Foundation and grants from the Lannan Foundation and the Jon and Mary Shirley Foundation.